

A brand of



swisscanto

Swisscanto Sustainability Rating (White Paper)

Sustainability in perspective since 1996 | International Version – Marketing material

Many years of sustainability experience

Sustainable investment has been part of Zürcher Kantonalbank's asset management philosophy and the Swisscanto product brand for more than 29 years. We have been conducting our own Sustainability Research already since 1996 and launched the first investment fund with a sustainable approach back in 1998. Zürcher Kantonalbank was one of the first full-service banks in Europe to sign the six Principles for Responsible Investments (PRIs) of the United Nations in 2009. Furthermore, as one of the pioneers in the field of active investment products in traditional asset classes, we are guided by the Paris Climate Agreement and have set ourselves a CO₂e¹ reduction target of at least 4% annually for the most part since 2020.

Our sustainability rating

The field of sustainable investments has developed strongly. Climate change has become the focus of public attention. It is still challenging for many investors to gain a holistic understanding of the various aspects of an investment's sustainability performance.

That is why we have developed the Swisscanto Sustainability Rating, which, in addition to assessing the classic ESG criteria, aims to take into account additional aspects and deliberately set itself apart from conventional ESG ratings. Our sustainability rating is flexible enough and should be able to ensure high informative value across different asset classes and types. In order to take their particularities into account, we use tailored data sets for each asset class.

Conventional ESG ratings improve comparability, but they primarily capture the operational sustainability efforts of a company or state – i.e. how sustainably a company or state is managed. However, important aspects such as the contribution of products and services to environmental and social challenges or even controversial business practices and areas are often only insufficiently taken into account in an ESG score.

In the sustainability assessment of companies, for example, a tobacco producer may fulfill all requirements in the areas of corporate governance, talent management, environmental management system and transparency and achieve a high ESG rating. However, it is questionable whether such a company is considered sustainable by the public on the basis of the products offered. In addition, knowledge regarding a reduction of air pollution or an increase in CO₂e efficiency is not sufficient to assess sustainability performance if this company simultaneously pollutes groundwater or violates labour rights.

In terms of countries, while many developed countries have reached a high standard of living, they have made important progress in various dimensions of human development and perform well in the ESG rating.

In order to obtain a more holistic picture, we carry out an integrated assessment and supplement the ESG rating with additional important information.

Holistic rating concept

The Swisscanto sustainability rating examines an investment based on the following four pillars (or scores) of our sustainability analysis and should offer deep insights into the sustainability performance of countries and companies:

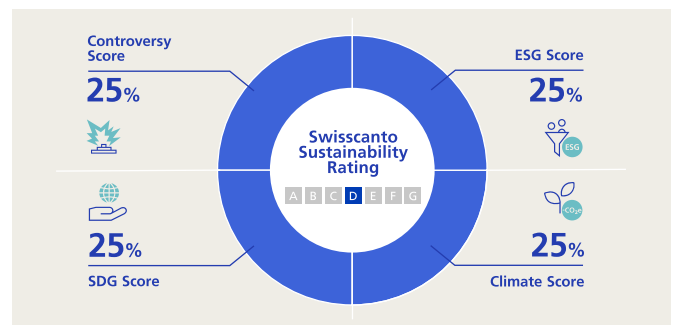
- ESG score: How sustainably is the company or state managed?
- Controversy score: To what extent do controversial business areas, questionable business practices or violations of international standards exist?
- Climate score: To what extent does the company or state have a negative impact on the environment in terms of CO₂e emissions?
- SDG score: What influence do the companies or states have through their activities on achieving the 17 UN Sustainable Development Goals?

We explain the four different scores in greater depth on the following pages.

Rating scale

The Swisscanto investment funds, investment groups and mandates of traditional asset classes the Asset Management of Zürcher Kantonalbank manages are categorised in the ratings A to G according to the investments underlying the respective product; an A rating corresponds to the highest and a G rating to the lowest degree of sustainability. The classification results from the individual evaluations of the four scores, which are included in equal parts in the overall evaluation of the Swisscanto Sustainability Rating. The simple presentation is intended to enable investors to see at a glance how the respective product is classified in terms of sustainability according to our parameters.

Swisscanto Sustainability Rating



Source: Zürcher Kantonalbank, own illustration

Sustainable management (ESG score)

We also take the classic ESG rating into account, but include the three additional scores in the overall assessment. For this purpose, we assess a comprehensive catalogue of criteria for the individual countries and companies. The focus is on the question of how sustainably the management runs the company or the government runs the state, whether

¹ CO₂ equivalents (CO₂e) are a unit of measurement to standardise the climate impact of the greenhouse gases carbon dioxide (CO₂), methane (CH₄), nitrous oxide (N₂O) and fluorinated greenhouse gases (CFCs). All of these gases remain in the atmosphere for different lengths of time and do not contribute equally to the greenhouse effect.

procedures and processes are institutionalised and to what extent the activities are measured and optimised. The assessment covers three areas: environment (E), social (S) and corporate governance (G).

ESG score for companies

The ESG assessment is conducted using an industry-specific model. Different sets of indicators, factors and respective weightings apply to each industry. The environmental dimension (E) primarily covers climate strategy, pollution and management of natural resources. In the social dimension (S), the focus is on human capital, stakeholder engagement and product-related social outcomes. The governance dimension (G) examines and evaluates the principles of good corporate governance and business ethics. Questions regarding the organisation and independence of the board of directors, compensation, shareholder rights and accounting practices and standards are included.

The data is generally disclosed by the companies themselves in accordance with international standards (Global Reporting Initiative, Carbon Disclosure Project, Sustainability Accounting Standards Board (SASB), International Integrated Reporting Council (IIRC) etc.) and obtained by us via independent third-party providers.

We work with proprietary ESG scores, which we calculate based on raw data from independent third parties. From the large number of indicators supplied, we limit ourselves to the financially relevant aspects that we consider important from a risk and opportunity point of view. Industry-related ESG data biases are removed using our scoring methodology.

ESG score for states

Until now, ESG criteria have hardly been systematically taken into account when selecting government bonds. States are often only assessed on the basis of a credit rating. However, we have been dealing with the sustainability analysis of countries since 1999. We are convinced that framework conditions such as the existence of resources, legal certainty, property rights, education and good governance play a central role in long-term economic growth and thus also in the future creditworthiness of states. With our ESG score for states, we systematically assess the relevant ESG aspects.

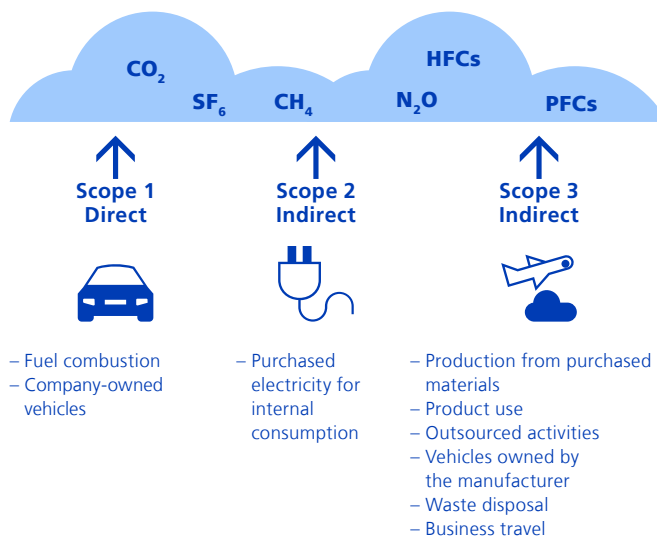
The ESG score for states is based on an assessment of environmental, social and governance factors (ESG). The environmental dimension mainly focuses on the consumption and efficient use of resources such as water and waste as well as on climate change, mobility and biodi-

versity (nature conservation and agriculture). The social dimension assesses the standard of living and the health of the population as well as equality. The governance dimension takes into account indicators pertaining to a country's international commitment, the treatment of human rights, security and stability (e.g. citizens' rights and electoral behaviour). The data comes from various independent sources (such as the WHO, World Bank, UNEP, OECD, etc.) and are obtained from independent third-party providers on a consolidated basis.

Carbon intensity (climate score)

This pillar measures the greenhouse gas intensity (CO₂e) of a company or state. The CO₂e intensity indicates how heavily the companies or states are polluting the environment with greenhouse gases. The total CO₂e emissions per year are determined and standardised with the respective turnover (for companies) or GDP (for states). The more CO₂e-intensive the company or state is, the worse the rating. The GHG Protocol (Greenhouse Gas Protocol) serves as the basis for our assessment, which is internationally recognised as the standard for accounting for greenhouse gas emissions. The GHG Protocol covers greenhouse gases regulated under the Kyoto Protocol: carbon dioxide, methane, nitrous oxide, fluorinated hydrocarbons, perfluorinated hydrocarbons. The emissions are assigned to Scopes 1-3 (see graphic) along their source of origin.

Overview of the evaluation of CO₂e emissions according to the GHG Protocol:



Source: Greenhouse Gas Protocol, <http://www.ghgprotocol.org/standards-guidance>

Extract from an ESG scorecard for states

Environment		Social		Governance	
Sector	Example Indicator	Sector	Example Indicator	Sector	Example Indicator
Energy	Energy consumption per capita	Standard of living	Distribution of income	International engagement	Military spending
Water	Water consumption per capita	Human rights	Discrimination	Safety and stability	Political rights
Biodiversity	Change in forest area	Education and culture	Illiteracy	Human rights	Human rights conventions
etc.		etc.		etc.	

Climate score for companies

In the case of companies, the GHG Protocol provides for the documentation of Scope 1 and Scope 2. Today, the data is generally publicly available. It measures emission sources in Scope 1, such as company-owned power plants or vehicle fleets. Emissions resulting from the generation of energy or energy obtained externally, such as electricity and heat from energy services, belong to Scope 2. Scope 3 concerns emissions from upstream and downstream parts of the value chain. Due to poor data quality and lack of standardisation, no Scope 3 data is currently taken into account.

Climate score for states

For countries, we measure CO₂e emissions released in the respective country. The calculation is based on the economic activities and documented use of CO₂e-emitting materials of each state. Essentially, the following aspects are considered: stationary energy (mainly from the local consumption of fossil fuels), transport, disposal, industrial processes and product use, as well as all other emissions that occur outside the geographical borders as a result of activities within the borders. The data allows the emissions from different states to be directly compared.

Controversy score

The controversy pillar indicates whether there are suspected breaches of standards in companies and states. We identify what we regard as unethical, harmful business models in companies and violations of international standards in states. In addition, we determine whether there could be financial risks or reputational risks due to the nature of the business model. The focus in the case of states is on questionable practices with regard to human rights, environmental and geopolitical issues.

Controversy score for companies

The controversy score measures the exposure of a company to potential problem areas, such as incidents in the areas of workplace safety, working conditions and product safety, as well as environmental pollution. It also takes into account, among other things, shortcomings with regard to remuneration issues, shareholder rights and the independence of the board of directors and management.

Controversy score for states

The controversy score for states is assessed using a number of factors. Based on various parameters – namely free elections, freedom of expression and religion, freedom of assembly, equality before the law and guaranteed property rights – the Freedom House Index measures the relevant liberties in the respective countries. We also include the use of the death penalty in the assessment. We distinguish states which still practise the death penalty from those which do not practise it but which allow it in the constitution, as well as

those without the death penalty. We also take into account socio-economic risk dimensions such as money laundering, corruption and political risks. With regard to energy, we examine whether the nation state has ratified the Paris Climate Agreement and whether it is dependent on nuclear energy and electricity from coal. Military expenditure by the state is another criterion.

Controversy score for states

Indicator	Weighting	Description
Freedom House Index	20%	Level of democracy and freedom in states
Death penalty Score	20%	Whether a state practises the death penalty
Military spending score	20%	Military expenditure relative to GDP
Corruption Perception Index	10%	Corruption criterion
Political governance risk management	10%	Evaluates the management of a state's governance risk factors
Paris Agreement Score	5%	Paris Climate Agreement signed and ratified
Nuclear power Score	5%	Nuclear energy in the energy mix and planned new capacity
Electricity from coal score	5%	Share of coal in the energy mix
Biodiversity Score	5%	Status of a country with regard to the UN Convention on Biological Diversity (CBD)

Source: Zürcher Kantonalbank, own illustration

Issues with a positive contribution (SDG score)

The SDG pillar measures the contribution of a company or state to sustainable development. It shows whether and to what extent companies and states serve at least one of the 17 official United Nations' Sustainable Development Goals (UN SDGs). While the ESG score measures "how", the SDG score focuses on "what". The SDG score therefore measures the positive contribution of a company or state to solving societal and environmental problems and not how a country or company deals with sustainability aspects.

The United Nations' 17 Sustainable Development Goals (SDGs), which were put into effect by the UN member states on 1 January 2016, serve as a reference. Key objectives include strengthening economic growth, reducing inequalities, creating equal opportunities and ensuring the long-term preservation of our livelihoods and ecosystems.

Sustainable Development Goals of the United Nations (SDGs)



Source: United Nations, <https://sdgs.un.org/goals>

SDG score for companies

Companies can make a positive or negative contribution to sustainability goals with their products or services. We have developed a proprietary SDG model to assess this contribution. Using data from independent third parties, the model determines what proportion of sales has a positive or negative impact on the 169 SDG sub-targets. The overall assessment, in turn, indicates the amount of the company's contribution to all SDG topics. High ratings are given to companies that make a significant positive contribution to one or more of the core themes with a large proportion of their production of products and services.

SDG score for states

States are assessed directly along the SDGs. We use the ratings from the SDG Index² for this purpose. The same objectives apply to all 193 UN member states, regardless of whether they are developed or developing. The more and the better a state meets the objectives, the higher its SDG score. In total, around 110 sub-indicators are included in the evaluation. However, the data situation and comparability have been challenging so far. The necessary information is not available for all countries, which is why 37 countries have not yet been evaluated. Many developing countries are not yet achieving basic objectives such as combating hunger and providing safety. Potential for improvement in industrialised countries is identified in particular in the areas of responsible consumption and CO₂e emissions per capita. The top placements in the ranking are occupied by the highly developed Nordic countries Sweden, Denmark and Finland. Switzerland also ranks at the top with a high SDG score. In contrast, poorly developed African countries such as Chad, South Sudan and the Central African Republic are found at the bottom of the ranking.

Increased transparency

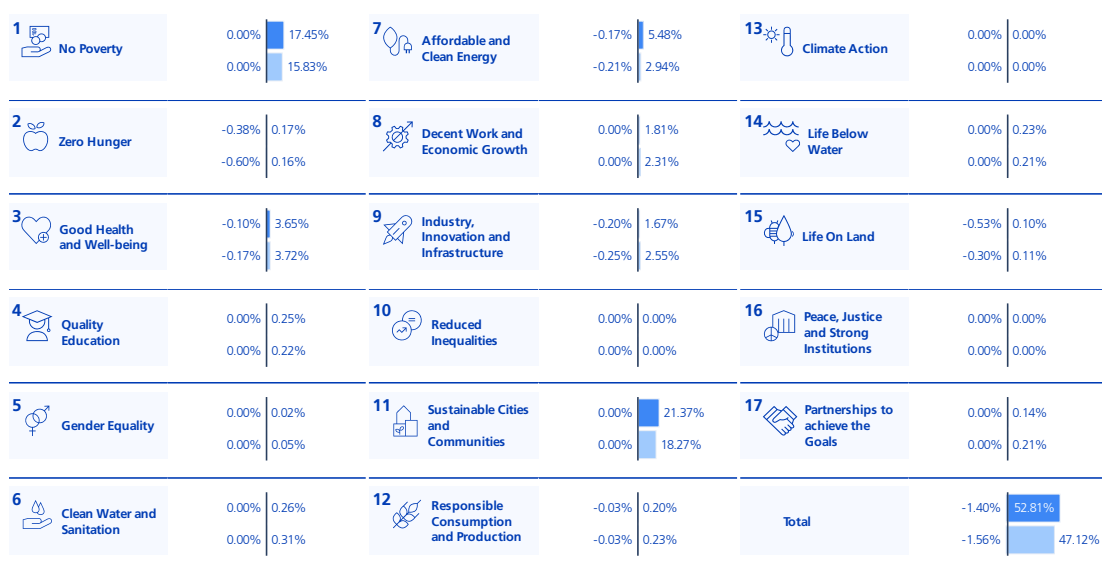
The Swisscanto sustainability rating of the respective Swisscanto investment product is publicly available on the factsheets accessible via our Swisscanto product page products.swisscanto.com. Here we provide a clear transparency instrument for Swisscanto investment products.

Contact

Sustainability Team Asset Management, Zürcher Kantonalbank
Email sustainability-assetmanagement@zkb.ch

² Source: SDG Transformation Center, dashboards.sdgindex.org/rankings

Example Sustainability Reporting: Overview of SDG sales contributions



■ Portfolio ■ Benchmark

Source: Zürcher Kantonalbank, own illustration

Revenue (in %) of issuers and green, social and sustainability bond positions in the portfolio and in the benchmark that contributes positively to achieving one or more of the 17 United Nations Sustainable Development Goals (SDGs), weighted by portfolio allocation. If an issuer's product or service contributes to more than one goal, revenue is allocated accordingly.

Imprint

This brochure is published by Swisscanto Asset Management International S.A. ("Swisscanto").

Legal notice

This document only serves advertising and information purposes and is not directed at persons in whose nationality or place of residence prohibit access to such information under applicable law. Where not indicated otherwise, the information concerns the collective investment schemes under the law of Luxembourg managed by Swisscanto Asset Management International S.A. (hereinafter "Swisscanto Funds"). The products described are undertakings for collective investment in transferable securities (UCITS) within the meaning of EU Directive 2009/65/EC, which is governed by Luxembourg law and subject to the supervision of the Luxembourg supervisory authority (CSSF). This document does not constitute a solicitation or invitation to subscribe or make an offer to purchase any securities, nor does it form the basis of any contract or obligation of any kind. The sole binding basis for the acquisition of Swisscanto Funds are the respective published legal documents (management regulations, sales prospectuses and key information documents (PRIIP KID), as well as financial reports), which can be obtained free of charge at products.swisscanto.com/. Information about the sustainability-relevant aspects in accordance with the Regulation (EU) 2019/2088 as well as Swisscanto's strategy for the promotion of sustainability and the pursuit of sustainability goals in the fund investment process are available on the same website. The distribution of the fund may be suspended at any time. Investors will be informed about the deregistration in due time. The investment involves risks, in particular those of fluctuations in value and earnings. Investments in foreign currencies are subject to exchange rate fluctuations. Past performance is neither an indicator nor a guarantee of future success. The risks are described in the sales prospectus and in the PRIIP KID. The information contained in this document has been compiled with the greatest care. Despite professional procedures, the correctness, completeness and topicality of the information cannot be guaranteed. Any liability for investments based on this document will be rejected. The opinions and assessments contained in this document regarding securities and/or issuers have not been prepared in accordance with the regulations governing the independence of financial analysts and therefore constitute marketing communications (and not independent financial analyses). In particular, the employees responsible for such opinions and assessments are not necessarily subject to restrictions on trading the relevant securities and may, in principle, conduct their own transactions in these securities. The document does not release the recipient from his or her own judgment. In particular, the recipient is recommended to check the information for compatibility with his or her personal circumstances as well as for legal, tax and other consequences, if necessary, with the help of an advisor. The prospectus and PRIIP KID should be read before making any final investment decision. An overview of investors' rights is available at swisscanto.com/int/en/legal/summary-of-investor-rights.html. The products described in this document are not available to U.S. persons under the relevant regulations (in particular Regulation S under the U.S. Securities Act of 1933). Data as at (where not stated otherwise): 04.2026. © Swisscanto Asset Management International S.A.. All rights reserved.